



READY FOR BACK TO SCHOOL

meet
the
teacher




A LETTER TO INTRODUCE YOURSELF TO
STUDENTS AND PARENTS


about this resource

This Meet the Teacher page is a short letter that allows students and parents to get to know more about you at the beginning of the year. This page can be placed on students' desks the morning of the first day along with their bellwork or can be used in your Back To School Night packet for parents.

Included is a sample letter (with some personal info blanked out for privacy reasons) along with blank templates that can be edited using PowerPoint to display your own bio. Also included are blank stationary templates that can be used to coordinate your communication with parents throughout the year. If you would like to use the same font shown in the sample letter, you can download it free from KG Fonts (for personal use only) by visiting the link below:

<http://bit.ly/meettheteacherfont>

 *Laura Santos*



Meet The Teacher

Hello, my name is Mrs. Santos and I am very excited to be your second grade teacher! School is a very special place where you learn many things to help you reach your goals and live a successful life. My favorite thing about our school is that students always work hard, try their best and aren't afraid to experience new things! Second grade is a very exciting year when you will learn to be a respectful student AND teacher. That's right... you will spend lots of time in this classroom teaching all of us many of the wonderful things you are an expert about! Before we get started, I would like you to know a few things about me.

I was born and raised in the San Francisco Bay Area. My younger brother, Kevin is one of my best friends and always knows how to make me laugh and smile. I also have a loving Mom and Dad who taught me that being silly and unique makes life more fun. I attended High School and went to college at University where I studied public relations and marketing. School is one of my favorite places to be, so I decided to get a teaching credential after graduating college and became a teacher. Last year, I worked at Elementary School where I taught third and fourth grade. This is my 6th year of teaching and I love my job just as much as the first day I started!

Two years ago, I married my husband, Mr. Santos who I first met when I was only 8 years old! We became friends when we were on the same swim team as kids. We do not have any children yet, but we do have a very hilarious and lovable dog named Gizmo, who is very spoiled. On the weekends, Paul, Gizmo and I like to hike, bike, and go on short weekend trips. When I am at school, I miss them both very much.

I look forward to learning all about you and your family during these first weeks of school. This is going to be a wonderful school year and I am looking forward our learning adventure together!



Mrs. Santos

Meet The Teacher

Click here to insert your letter. 😊

Click here to add your signature



Meet The Teacher

Click here to insert your letter. 😊

Click here to add your signature



Meet The Teacher

Click here to insert your letter. 😊

Click here to add your signature




Meet The Teacher

Click here to insert your letter. 😊

Click here to add your signature



Click here to insert your message. 😊



Mrs. Escobedo's School Supply List

For an organized and successful school year

Each student is suggested to have these items by the end of the first week of school

- 3 ring binder 1 inch or bigger (not smaller) no bigger than 2 inches
- Multiple # 2 pencils or mechanical pencils and lead
- Multiple pens (blue, black, and red)
- 2-3 Hi-liters one yellow (others your choice of color)
- Erasers pencil toppers or big pink erasers
- Pencil pouch to keep all items together
- Glue bottle or sticks (your choice)
- Pack of colored pencils
- homework folder and classwork folder
- loose leaf paper
- 2 solid bound, or spiral bound college ruled, 100 sheets composition notebooks (for ELA and Math notes)

Mrs. Escobedo's Class Wish list:

- ❖ Boxes of Kleenex
- ❖ Paper towels
- ❖ Hand soap (soft soap fragrance free)
- ❖ Purell or Germ-X hand Sanitizer
- ❖ Glue bottles/sticks
- ❖ Batteries (double AA)
- ❖ Dry Eraser Board cleaner
- ❖ Dry Erasers
- ❖ Pencils # 2 (always welcomed) All year!
- ❖ Pens (blue, black, red)
- ❖ clorox wipes or Lysol wipes



Click here to insert your message. 😊



Click here to insert your message. 😊



TERMS OF USE

Thank you for your purchase! By purchasing this resource, you are agreeing that the contents are the property of Laura Santos and **licensed to you only for classroom/personal use as a single user**. I retain the copyright, and reserve all rights to this product.

YOU MAY:

- ★ Use items (free and purchased) for your own classroom students, or your own personal use.
- ★ Reference this product in blog posts, at seminars, professional development workshops, or other such venues PROVIDED there is both credit given to myself as the author and a link back to my TPT store is included in your post/presentation.
- ★ Distribute and make copies of **free items only** to other teachers PROVIDED there is credit given to Laura Santos and a link back to my TPT store.

YOU MAY NOT:

- ★ Claim this work as your own, alter the files in any way, or remove/attempt to remove the copyright/watermarks.
- ★ Sell the files or combine them into another unit for sale/free.
- ★ Post this document for sale/free elsewhere on the internet (this includes Google Doc links on blogs).
- ★ Make copies of purchased items to share with others is strictly forbidden and is a violation of the Terms of Use, along with copyright law.
- ★ Obtain this product through any of the channels listed above.

Thank you for abiding by universally accepted codes of professional ethics while using this product.

If you encounter an issue with your file, notice an error, or are in any way experiencing a problem, please contact me and I will be more than happy to help sort it out!

Thank you ☺ Laura Santos

Thank you to all the amazing artists who created the beautiful design elements featured in this product:

FONTS BY:
KG FONTS, FREE SCRAPBOOK
FONTS

GRAPHICS BY:
CREATIVE CLIPS, JC SWEETPEA,
MRS. FULTZ'S CORNER

LEARN HOW TO DESIGN RESOURCES LIKE THIS

THE TOOLS
YOU NEED
to create the resources
teachers want.



RECOMMENDED RESOURCES

You may also enjoy these other resources from my store:



Have a minute? [Earn credits toward a free TPT product](#) of your choice when you stop by now and share your feedback.

CORE

p

f

CREDITS
FOR
YOUR
NEXT
PURCHASE

tpt

